



# LEGENDA

## PAI


### Peric. Geomorf.


 media e moderata (PG1)

 elevata (PG3)

 elevata (PG2)

### Peric. Idraulica

 bassa (BP)

 alta (AP)

 media (MP)